# WIRING DIAGRAM

## MORAVA

NOTES:
FOR FULL IDENTIFICATION OF UNIT NUMBER
FOR COMPONENTS PREFIX 01
SHOULD BE ADDED TO KKS DESIGNATION.

| Rev. | Text | Prepared | Revied | Approved |
|---|---|---|---|---|
| – | First issue | 2014–01 M.Zydlewski | 2014–01 Ł.Żmuda | 2014–01 T.Cybulski |

| Dept. | Document No. | Type | Rev. | Released | Lng. | Status |
|---|---|---|---|---|---|---|
| 4400 | ZTGD313370 | MA | - | 2014-01-22 | EN | Approved |

tion contained therein. Reproduction, use or disclosure to third parties without express authority is strictly forbidden.
© Alstom Power

Na ten dokument i informacje w nim zawarte zastrzegamy sobie wszelkie prawa. Powielanie lub udostępnianie osobom trzecim tego dokumentu bez naszej wyraźnej zgody jest surowo zabronione.
© Alstom Power

| Change | | Change | | | |
|---|---|---|---|---|---|
| | | | | Date | 2014–01 |
| | | | | Issued | M.Zydlewski |
| | | | | Checked | Ł.Żmuda |
| | | | | Released | T.Cybulski |

MORAVA

Dervd. from | Replaces | Repl.by

ALSTOM

Office resp. SR27

Title WIRING DIAGRAM COVER SHEET

ZTGD313370

Scale %

Doc. | Format A3 | Lang. en

Sht.nr. 1 | Nr.shts. 10

| SH. | DESCPTRION 1 | DESCPTRION 2 | REV |
|---|---|---|---|
| 1 | COVER SHEET | | |
| 2 | TABLE OF CONTENT | | |
| 3 | WIRING DIAGRAM | TEMPERATURE MEASUREMENTS | |
| 4 | WIRING DIAGRAM | TEMPERATURE MEASUREMENTS | |
| 5 | WIRING DIAGRAM | TEMPERATURE MEASUREMENTS FOR BEARING NO.4 | |
| 6 | WIRING DIAGRAM | PRESSURE MEASUREMENTS | |
| 7 | WIRING DIAGRAM | LOCAL BOX LCE10GH001 | |
| 8 | WIRING DIAGRAM | DRAIN VALVE LBH10AA211 | |
| 9 | WIRING DIAGRAM | DRAIN VALVE LCE14AA001 | |
| 10 | WIRING DIAGRAM | GLAND STEAM WATER INJECTION VALVE MAW15AA011 | |
| 11 | | | |
| 12 | | | |
| 13 | | | |
| 14 | | | |
| 15 | | | |
| 16 | | | |
| 17 | | | |
| 18 | | | |
| 19 | | | |
| 20 | | | |
| 21 | | | |
| 22 | | | |
| 23 | | | |
| 24 | | | |
| 25 | | | |
| 26 | | | |
| 27 | | | |
| 28 | | | |
| 29 | | | |
| 30 | | | |
| 31 | | | |
| 32 | | | |
| 33 | | | |
| 34 | | | |
| 35 | | | |
| 36 | | | |
| 37 | | | |
| 38 | | | |
| 39 | | | |
| 40 | | | |
| 41 | | | |
| 42 | | | |
| 43 | | | |
| 44 | | | |
| 45 | | | |
| 46 | | | |
| 47 | | | |

| Dept. | Document No. | Type | Rev. | Released | Lng. | Status |
|---|---|---|---|---|---|---|
| 4400 | ZTGD313370 | MA | - | 2014-01-22 | EN | Approved |

We reserve all rights in this document and in the information contained therein. Reproduction, use or disclosure to third parties without express authority is strictly forbidden.
© Alstom Power

Na ten dokument i informacje w nim zawarte zastrzegamy sobie wszelkie prawa. Powielanie lub udostępnianie osobom trzecim tego dokumentu bez naszej wyraźnej zgody jest surowo zabronione.
© Alstom Power

| | | | |
|---|---|---|---|
| Change | Date | 2014–01 | MORAVA |
| Change | Issued | M.Zydlewski | |
| | Checked | Ł.Żmuda | |
| | Released | T.Cybulski | Dervd. from / Replaces / Repl.by |

ALSTOM

Office resp. SR 27

Title WIRING DIAGRAM
TABLE OF CONTENT

ZTGD313370

Scale %
Doc. Format A3 Lang. en
Sht.nr. 2
Nr.shts. 10

| SENSOR | CABLE | EXISTING JUNCTION BOX | | |
|---|---|---|---|---|

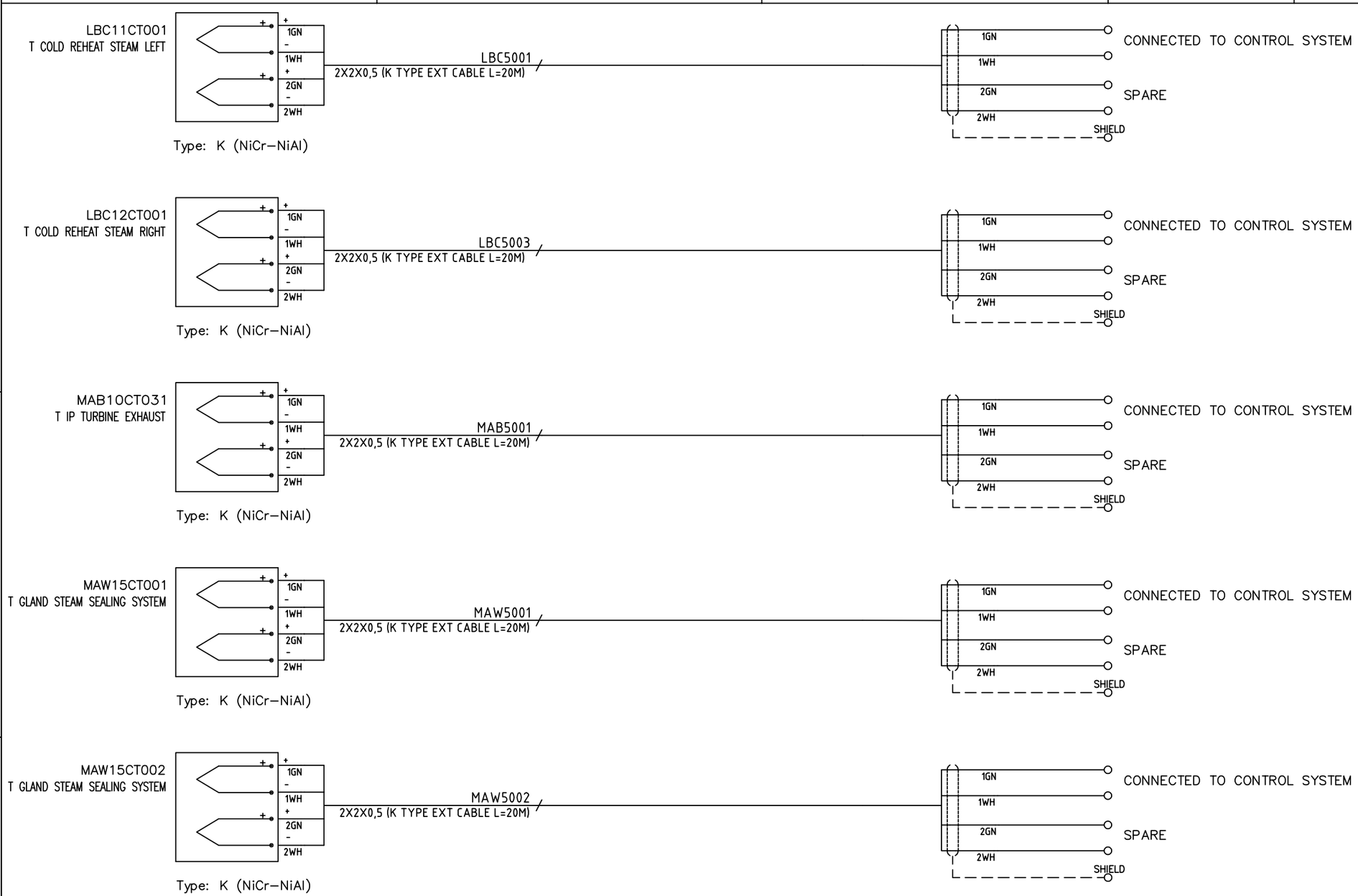


Remarks:

1) Junction box shall be grounded according to customer grounding standards.

2) Cable shield/terminal shall be potential free and not connected to ground.

3) Sensors shall be connected to existing junction boxes and control system according to customer project.

4) Cold junction compensation should be done according to customer project.


Dept. 4400 | Document No. ZTGD313370 | Type MA | Rev. - | Released 2014-01-22 | Lng. EN | Status Approved

We reserve all rights in this document and in the information contained therein. Reproduction, use or disclosure to third parties without express authority is strictly forbidden. © Alstom Power

Na ten dokument i informacje w nim zawarte zastrzegamy sobie wszelkie prawa. Powielanie lub udostępnianie osobom trzecim tego dokumentu bez naszej wyraźnej zgody jest surowo zabronione. © Alstom Power


| Change | | Date | 2014–01 | MORAVA | ALSTOM | Office resp. SR27 | Title WIRING DIAGRAM TEMPERATURE MESUREMENTS | ZTGD313370 |
|---|---|---|---|---|---|---|---|---|
| | | Issued | M.Zydlewski | | | | | Scale % |
| | | Checked | Ł.Żmuda | | | | | Doc. Format A3 Lang. en |
| | | Released | T.Cybulski | Dervd. from / Replaces | Repl.by | | | Sht.nr. 3 / Nr.shts. 10 |

| SENSOR | CABLE | EXISTING JUNCTION BOX | | |
|---|---|---|---|---|

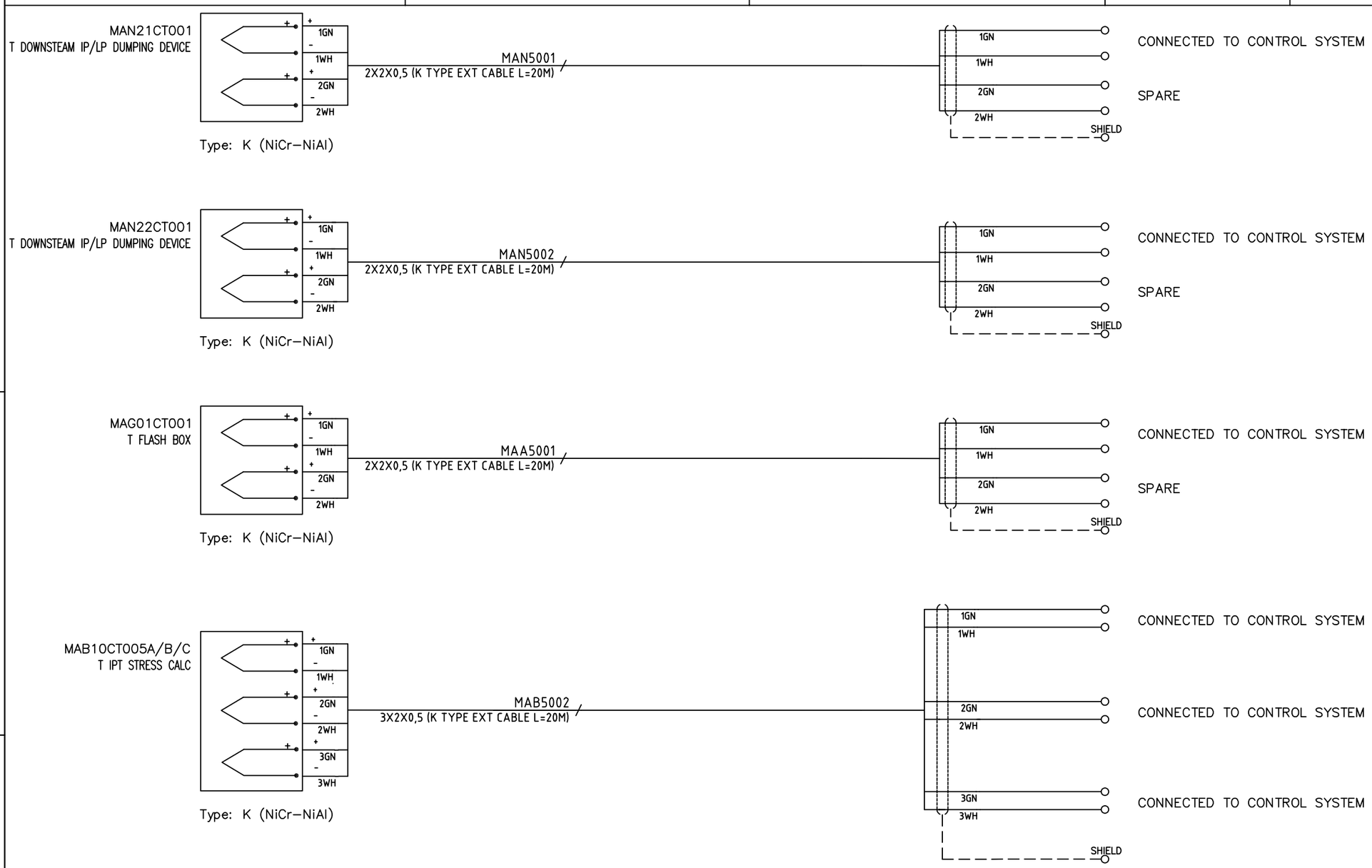


Remarks:

1) Junction box shall be grounded according to customer grounding standards.
2) Cable shield/terminal shall be potential free and not connected to ground.
3) Sensors shall be connected to existing junction boxes and control system according to customer project.
4) Cold junction compensation should be done according to customer project.

| Dept. | Document No. | Type | Rev. | Released | Lng. | Status |
|---|---|---|---|---|---|---|
| 4400 | ZTGD313370 | MA | - | 2014-01-22 | EN | Approved |

We reserve the right to this document and information contained therein. Reproduction, use or disclosure to third parties without express authority is strictly forbidden.
© Alstom Power

Na ten dokument i informacje w nim zawarte zastrzegamy sobie wszelkie prawa. Powielanie lub udostępnianie osobom trzecim tego dokumentu bez naszej wyraźnej zgody jest surowo zabronione.
© Alstom Power

| Change | | Date | 2014–01 | MORAVA | | ALSTOM | Office resp. SR27 | Title WIRING DIAGRAM TEMPERATURE MESUREMENTS | ZTGD313370 | | |
|---|---|---|---|---|---|---|---|---|---|---|---|
| | | Issued | M.Zydlewski | | | | | | Scale % | | |
| | | Checked | Ł.Żmuda | | | | | | Doc. | Format A3 Lang. en | Sht.nr. 4 / Nr.shts. 10 |
| | | Released | T.Cybulski | Dervd. from | Replaces | Repl.by | | | | | |

| SENSOR | CABLE | EXISTING JUNCTION BOX | | |
|---|---|---|---|---|

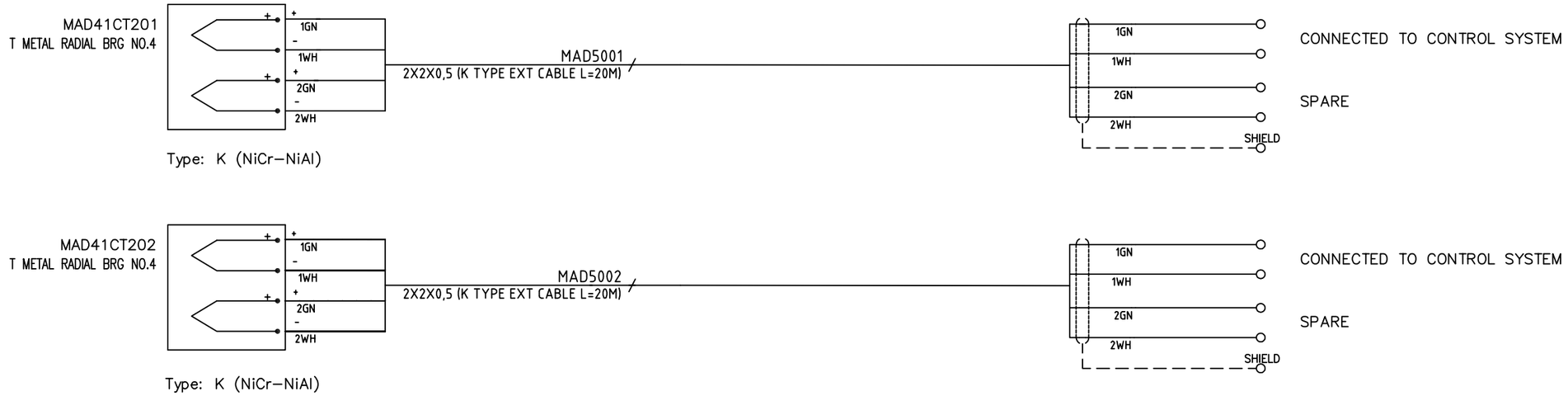


Remarks:

1) Junction box shall be grounded according to customer grounding standards.
2) Cable shield/terminal shall be potential free and not connected to ground.
3) Sensors shall be connected to existing junction boxes and control system according to customer project.
4) Cold junction compensation should be done according to customer project.


Na ten dokument i informacje w nim zawarte zastrzegamy sobie wszelkie prawa. Powielanie lub udostępnianie osobom trzecim tego dokumentu bez naszej wyraźnej zgody jest surowo zabronione.
© Alstom Power

We reserve all rights in this document and in the information contained therein. Reproduction, use or disclosure to third parties without express authority is strictly forbidden.
© Alstom Power


| Dept. | Document No. | Type | Rev. | Released | Lng. | Status |
|---|---|---|---|---|---|---|
| 4400 | ZTGD313370 | MA | - | 2014-01-22 | EN | Approved |

| Change | | Change | | | |
|---|---|---|---|---|---|
| Date | 2014–01 | MORAVA | ALSTOM | Office resp. SR27 | Title WIRING DIAGRAM TEMPERATURE MEASUREMENTS FOR BEARING NO.4 |
| Issued | M.Zydlewski | | | | |
| Checked | Ł.Żmuda | | | | |
| Released | T.Cybulski | Dervd. from | Replaces | Repl.by | |

ZTGD313370

Scale %
Doc. Format A3 Lang. en
Sht.nr. 5 Nr.shts. 10

| TRANSMITTER | CABLE | JUNCTION BOX: MAB10GH001 | CABLE | CONTROL SYSTEM |
|---|---|---|---|---|

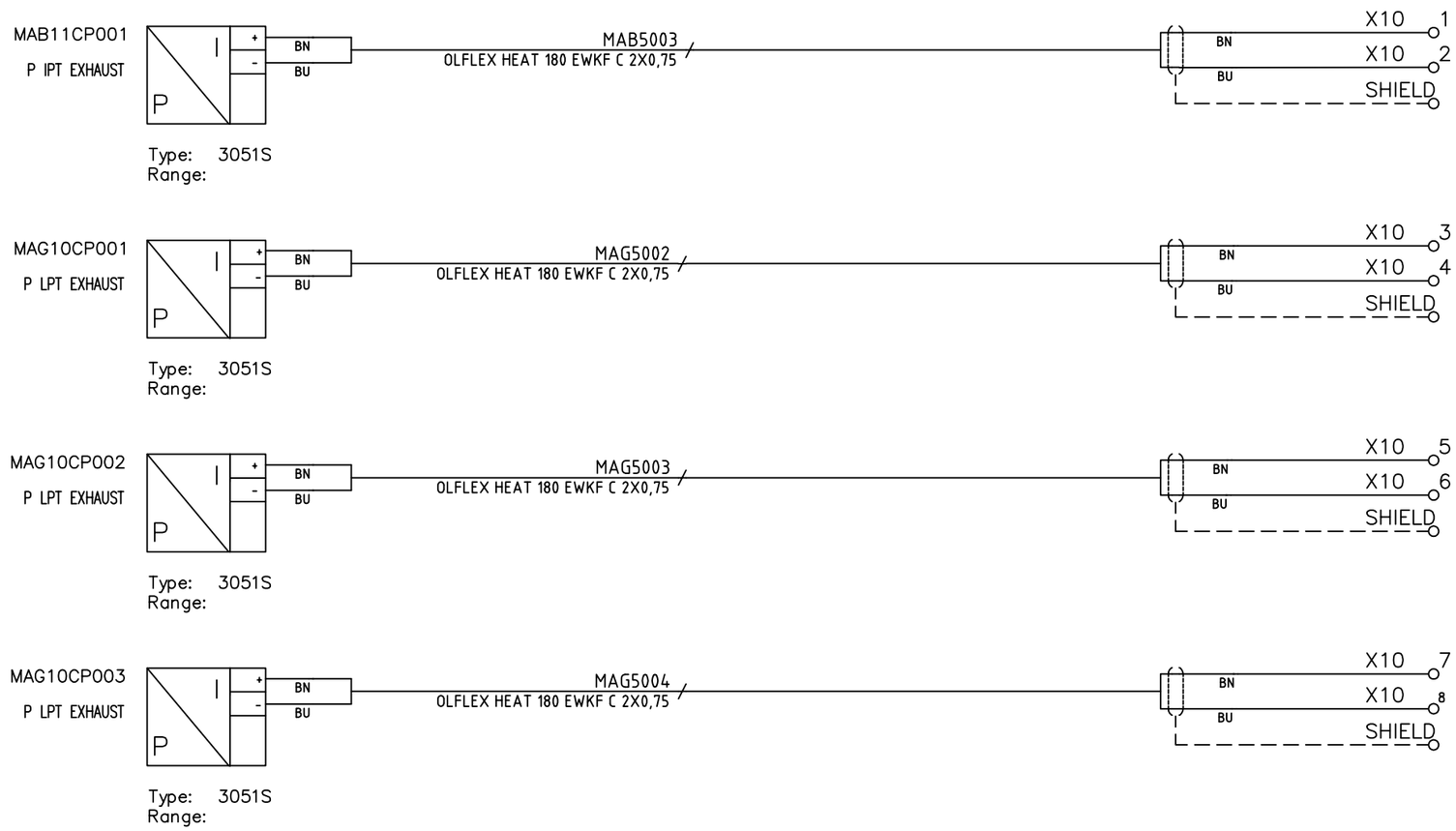


Remarks:

1) Junction box shall be grounded according to customer grounding standards.
2) Cable shield/terminal shall be potential free and not connected to ground.
3) Connections to control system according to customer project.


Dept. 4400 | Document No. ZTGD313370 | Type MA | Rev. - | Released 2014-01-22 | Lng. EN | Status Approved

We reserve all rights in this document and in the information contained therein. Reproduction, use or disclosure to third parties without express authority is strictly forbidden. © Alstom Power

Na ten dokument i informacje w nim zawarte zastrzegamy sobie wszelkie prawa. Powielanie lub udostępnianie osobom trzecim tego dokumentu bez naszej wyraźnej zgody jest surowo zabronione. © Alstom Power


| | | | | | | | |
|---|---|---|---|---|---|---|---|
| Change | Change | Date | 2014–01 | MORAVA | ALSTOM | Office resp. SR27 | Title WIRING DIAGRAM LOCAL BOX MAB10GH001 |
| | | Issued | M.Zydlewski | | | | |
| | | Checked | Ł.Żmuda | | | | |
| | | Released | T.Cybulski | Dervd. from | Replaces | Repl.by | |

ZTGD313370

Scale %
Doc. Format A3 Lang. en
Sht.nr. 6 Nr.shts. 10

| FIELD | CABLE | JUNCTION BOX: LCE10GH001 | CABLE | CONTROL SYSTEM |
|---|---|---|---|---|

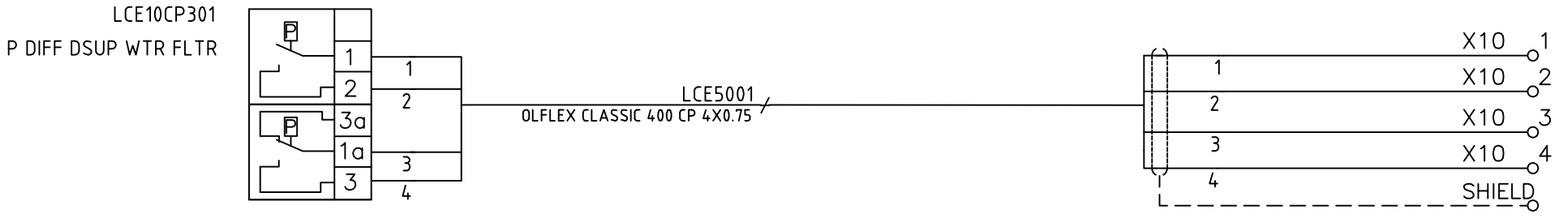


Type:
Set points:

Remarks:
1) Junction box shall be grounded according to customer grounding standards.
2) Cable shield/terminal shall be potential free and not connected to ground.
3) Connections to control system according to customer project.


Na ten dokument i informacje w nim zawarte zastrzegamy sobie wszelkie prawa. Powielanie lub udostępnianie osobom trzecim tego dokumentu bez naszej wyraźnej zgody jest surowo zabronione.
© Alstom Power

We reserve all rights in this document and in the information contained therein. Reproduction, use or disclosure to third parties without express authority is strictly forbidden.
© Alstom Power


| Dept. | Document No. | Type | Rev. | Released | Lng. | Status |
|---|---|---|---|---|---|---|
| 4400 | ZTGD313370 | MA | - | 2014-01-22 | EN | Approved |

| | | | |
|---|---|---|---|
| Change | | Date | 2014–01 |
| | | Issued | M.Zydlewski |
| | | Checked | Ł.Żmuda |
| | | Released | T.Cybulski |

MORAVA

Dervd. from | Replaces | Repl.by

ALSTOM

Office resp. SR27

Title CIRCUIT DIAGRAM
LOCAL BOX LCE10GH001

ZTGD313370

Scale % | Doc. | Format A3 | Lang. en | Sht.nr. 7 | Nr.shts. 10

| FIELD | CABLE | CONTROL SYSTEM |
|---|---|---|

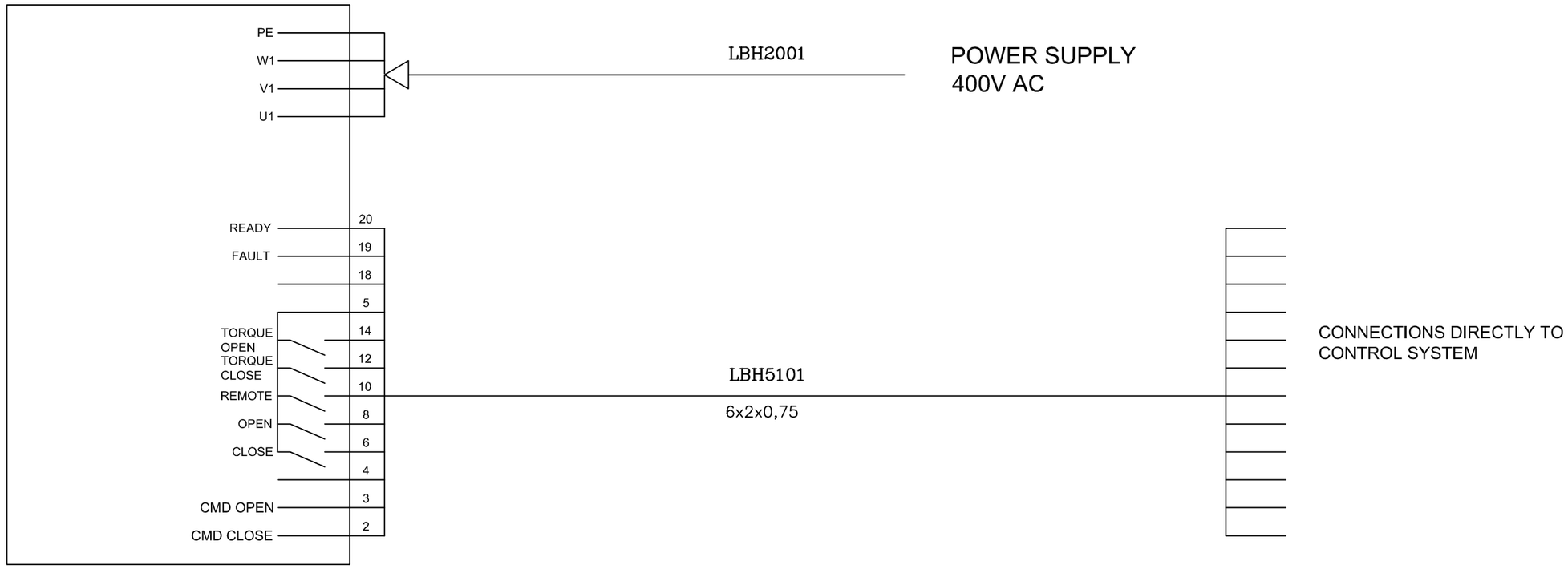


LBH10AA211

DRAIN VALVE

Remarks:
1) Valve shall be grounded according to customer grounding standards.
2) Connections to control system according to customer project.

| Dept. | Document No. | Type | Rev. | Released | Lng. | Status |
|---|---|---|---|---|---|---|
| 4400 | ZTGD313370 | MA | - | 2014-01-22 | EN | Approved |

We reserve all rights in this document and in the information contained therein. Reproduction, use or disclosure to third parties without express authority is strictly forbidden.
© Alstom Power

Na ten dokument i informacje w nim zawarte zastrzegamy sobie wszelkie prawa. Powielanie lub udostępnianie osobom trzecim tego dokumentu bez naszej wyraźnej zgody jest surowo zabronione.
© Alstom Power

| Change | | Date | 2014–01 | MORAVA | ALSTOM | Office resp. SR27 | Title WIRING DIAGRAM DRAIN VALVE LBH10AA211 | ZTGD313370 |
|---|---|---|---|---|---|---|---|---|
| | | Issued | M.Zydlewski | | | | | Scale % |
| | | Checked | Ł.Żmuda | | | | | Doc. Format A3 Lang. en |
| | | Released | T.Cybulski | Dervd. from / Replaces | Repl.by | | | Sht.nr. 8 / Nr.shts. 10 |

| FIELD | CABLE | CONTROL SYSTEM |
|---|---|---|

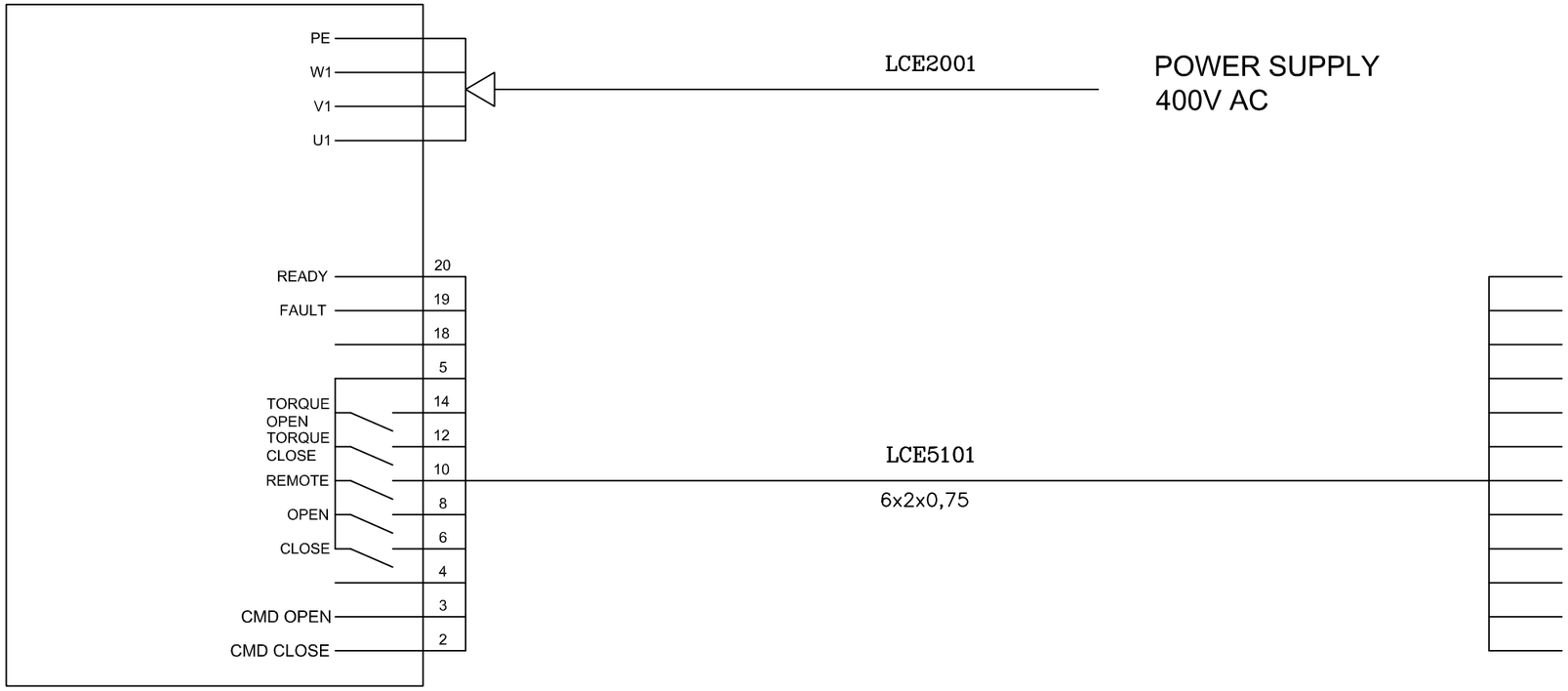


Remarks:

1) Valve shall be grounded according to customer grounding standards.

2) Connections to control system according to customer project.


Na ten dokument i informacje w nim zawarte zastrzegamy sobie wszelkie prawa. Powielanie lub udostępnianie osobom trzecim tego dokumentu bez naszej wyraźnej zgody jest surowo zabronione.
© Alstom Power

We reserve all rights in this document and in the information contained therein. Reproduction, use or disclosure to third parties without express authority is strictly forbidden.
© Alstom Power


| Dept. | Document No. | Type | Rev. | Released | Lng. | Status |
|---|---|---|---|---|---|---|
| 4400 | ZTGD313370 | MA | - | 2014-01-22 | EN | Approved |

| | | | | | |
|---|---|---|---|---|---|
| Change | Change | Date | 2014–01 | MORAVA | ALSTOM |
| | | Issued | M.Zydlewski | | |
| | | Checked | Ł.Żmuda | | |
| | | Released | T.Cybulski | Dervd. from | Replaces / Repl.by |

Office resp. SR27

Title WIRING DIAGRAM
DRAIN VALVE LCE14AA001

ZTGD313370

Scale %
Doc. Format A3 Lang. en

Sht.nr. 9 Nr.shts. 10

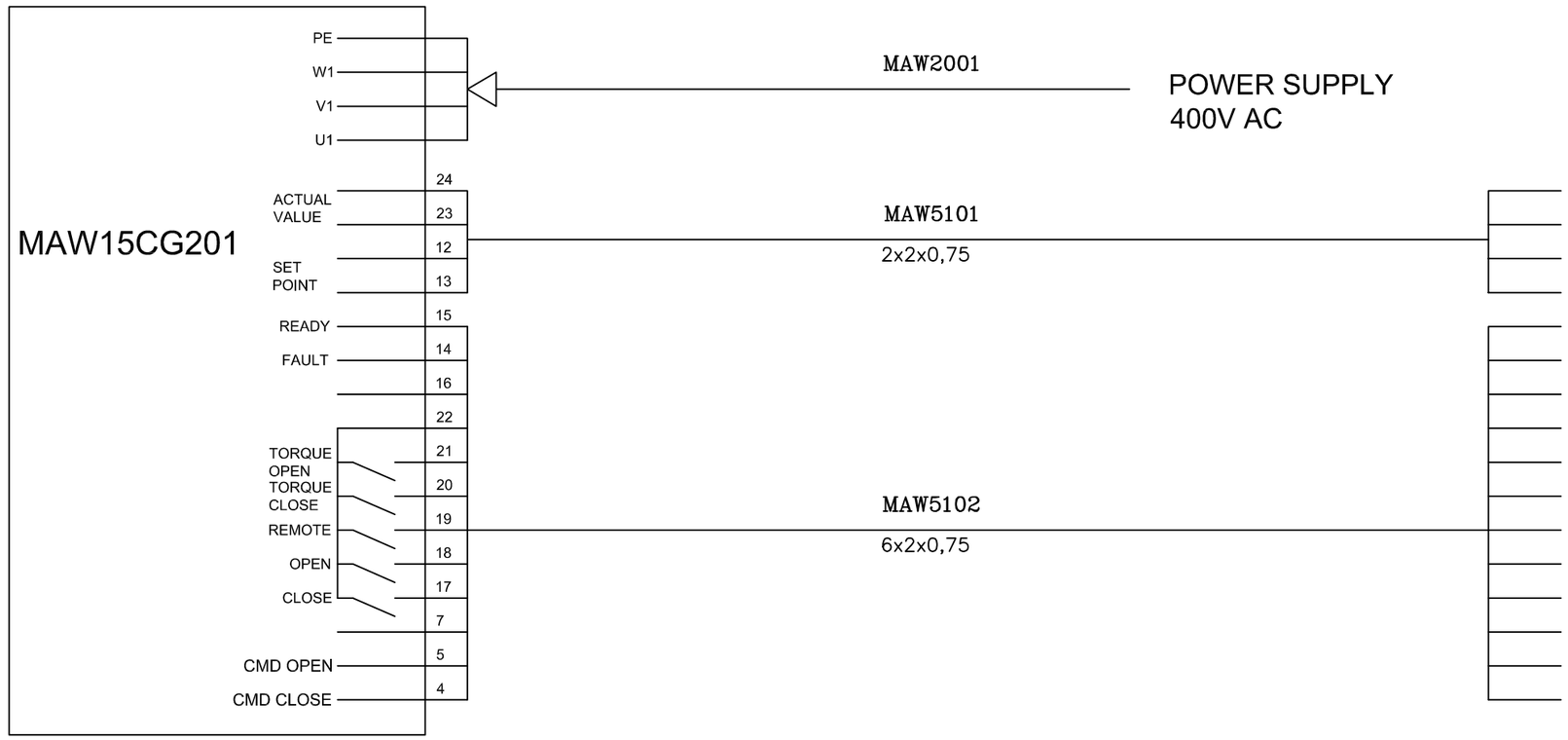


MAW15AA011

GLAND STEAM WATER
INJECTION VALVE

Remarks:
1) Valve shall be grounded according to customer grounding standards.
2) Connections to control system according to customer project.

| Dept. | Document No. | Type | Rev. | Released | Lng. | Status |
|---|---|---|---|---|---|---|
| 4400 | ZTGD313370 | MA | - | 2014-01-22 | EN | Approved |

We reserve all rights in this document and in the information contained therein. Reproduction, use or disclosure to third parties without express authority is strictly forbidden.
© Alstom Power

Na ten dokument i informacje w nim zawarte zastrzegamy sobie wszelkie prawa. Powielanie lub udostępnianie osobom trzecim tego dokumentu bez naszej wyraźnej zgody jest surowo zabronione.
© Alstom Power

| | | | |
|---|---|---|---|
| Date | 2014-01 | MORAVA | |
| Issued | M.Zydlewski | | |
| Checked | Ł.Żmuda | | |
| Released | T.Cybulski | Dervd. from | Replaces |

ALSTOM

Office resp. SR27

Repl.by

Title WIRING DIAGRAM
GLAND STEAM WATER INJCETION VALVE
MAW15AA011

ZTGD313370

Scale %

Doc. Format A3 Lang. en

Sht.nr. 9 Nr.shts. 9